

TOOLKIT FOR ARTISTS BOOKS

KIDS

(THIS IS A MANUAL)

HOW TO MAKE ARTISTS BOOKS

(THIS IS A FOREWORD)

An artist's book is a special kind of book.

A book with art inside! And how does the art get in there? Well—through the artists. Through the page-flippers, the book-keepers, and of course! the book-makers.

A book is like a little studio you can take with you. Or like a stage made of paper. From the outside, it can look quite ordinary. But once you open it—it can unfold brand-new and surprising pages!

You can do all sorts of things with a book.

You can write in it, draw in it, make lists, take notes, look at it, touch it, think about it, play with it, finish it.

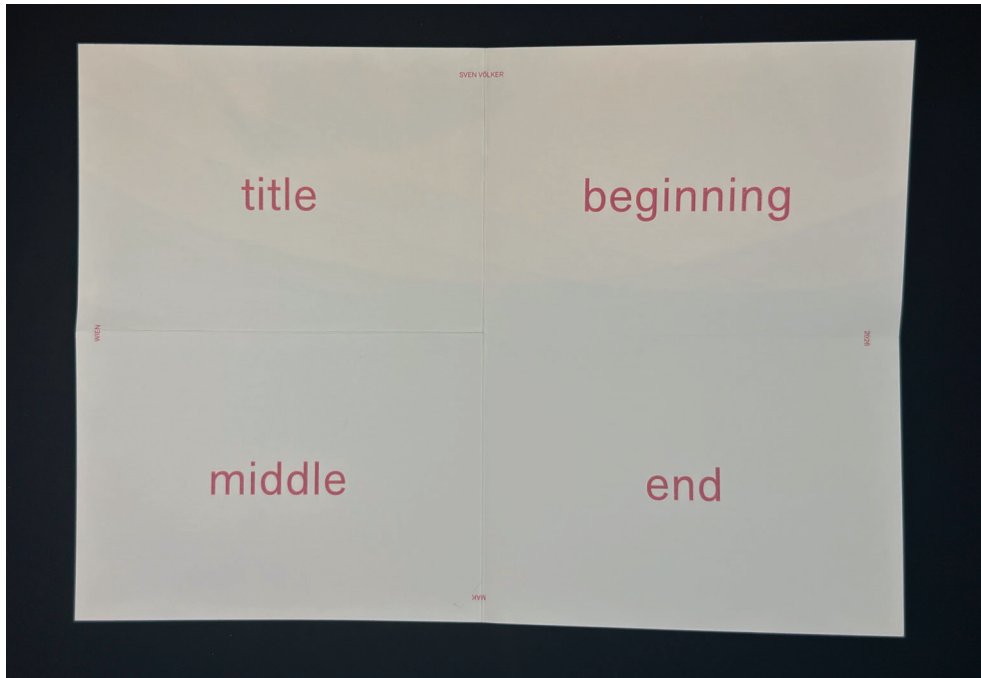


And in an artist's book, all sorts of things can be artistic: the pages—how they are folded—how they move, how it is written, how it is drawn, what is listed, what is noted, how it is looked at, how it is flipped through, how it smells—maybe just a tiny bit, and even the empty spaces in between.

Maybe it even smells, sounds, or crackles between the lines. Some artist's books are very simple. Others are loud and full. Often there are only a few of them. Sometimes they are made by hand—very carefully and with lots of love. A book like this can be for everyone: for writers, for bookkeepers, for bookmakers, for bookworms, for curious, dreamy, or very serious people who still like getting wonderfully sidetracked, or discovering new pages.

That's why we have an idea:

We want even very young artists to discover the courage and joy of making books like these! Only if they want to, of course! But they absolutely can! With imagination, with paper, and with their own ideas—or shared ideas, or ideas from others. Because anyone can make an artist's book.



But there is no recipe for becoming an artist. Still, we got together and did what people do in a museum:

We put our heads together—art educators, artists, and children’s experts—and collected statements and questions that might give you some good ideas.

First you need materials, methods, tools—and ideas!

Sometimes ideas need to be teased out first. So this toolkit is a kind of idea-teasing-out book! This toolkit is actually an artist’s book too, because artists put ideas and inspiration into it.

In this case, that was us:

Sigrid, Laura, Janina, Sven, and the whole artist crew: Nina, Anna, Desmond, Marisa, Mădălina, Daria, Toma, Niks, Nikolina;

But the most important one is you—all of you who make something from these ideas!

What?

Artist’s books—what else!

Text: Janina Falkner

1. TOOLS

This is an incomplete list of tools needed to produce artist books.

Printing and bookbinding tools are the basis for the production of any multi-page medium made of paper. Depending on individual artistic methods and positions, the list can be expanded as desired. At the beginning of the Toolbox's life cycle, we limited ourselves to tools that would allow us to start producing books as independently as possible. This would make it conceivable to produce a book using this toolkit in the middle of the forest or in the desert.

**An office printer and electricity are optional.
Paper is essential.**

- 1 BIND**
- 2 GLUE**
- 3 PRINT**

BIND

Rubber bands (various sizes and colors)

Folding bone

Awl

Clips

Bookbinding thread

Staples


Bookmarks

Rivets and rivet tools

Beeswax candle



BIND



CUT, GLUE COLLAGE

Bookbinding tape
Gum glue stick
All purpose glue
Paper glue



CUT, GLUE COLLAGE



PRINT

Black printing ink

Knife set


Printing plates

Ink roller

Stamp blanks



PRINT



MOVE LEFT OR RIGHT (NOT UP OR DOWN)

**MĂDĂLINA FLEȘERIU
(SHE/HER)**

Can an idea wander?

Does an idea have to have a direction?

Can a story run in circles?

Are there books in which characters leave the page?

Can a book grow into space?

USE ALL YOUR PAGES

**ANNA BEIN
(SHE/HER)**

Does a book have to have pages, and what if a page is a hole?

**What connects the pages to form a book?
(Was [ver-]bindet die Seiten zu einem Buch?)**

**How can I make use of versatility?
(Wie kann ich Vielseitigkeiten nutzen?)**

Don't be afraid of blank pages!

Finish the book! (Mach das Buch fertig!)

**TOOLKIT
FOR
ARTISTS
BOOKS**

MAK

PRINT FIRST THINK LATER

**DARIA RADU
(SHE/HER)**

What happens to ideas when your book plays with them?

How does the idea get into the book?

What emerges under pressure?

How can a printing error become a new idea?

How can I decide in favor of chance?

**TOOLKIT
FOR
ARTISTS
BOOKS**

MAK

TAKE, GIVE BACK

**NINA VULOVIĆ
(SHE/HER)**

**What does a book give you,
and what can you give back to the book?**

What traces can you find in a book?

How can you make a book together?

Is it okay to borrow ideas?

**How can I tie many ideas together?
(Wie kann ich viele Ideen zusammenbinden?)**

**TOOLKIT
FOR
ARTISTS
BOOKS**

MAK

QUESTION THE RULES AND THE TOOLS

**TOMA ȘTEFĂNESCU
(HE/HIM)**

What rules apply to books?

Does it have to be that way?

What can you do with a book besides reading it?

How can you free your pages?

Let the scissors poetize! (Lass die Schere dichten!)

**TOOLKIT
FOR
ARTISTS
BOOKS**

MAK

MAKE BOOKS FOR A BETTER FUTURE

**NIKS BOŽOVIĆ
(SHE/THEY)**

A book can show the world differently.

What can a book change?

What makes a book a space for ideas?

What do you want to share with your book?

What secret could be hidden in your book?

**TOOLKIT
FOR
ARTISTS
BOOKS**

MAK

A BOOK CAN BE PLAYED IN ALL DIMENSIONS

**DESMOND HO CHEUNG LEE
(HE/HIM)**

What game is the book playing with me?

Turn the pages! (Wechsle die Seiten!)

What can you hide behind the dog-ears?

Can a book be a playground?

Can a story jump through a hole?

**TOOLKIT
FOR
ARTISTS
BOOKS**

MAK

IT IS YOUR BOOK YOU ARE THE ARTIST

**NIKOLINA POPOV
(SHE/HER)**

Do only humans make books?

Who should like my book?

Who is allowed to interfere?

Can I do whatever I want with a book?

**TOOLKIT
FOR
ARTISTS
BOOKS**

MAK

PLAN YOUR BOOK

PLAY YOUR BOOK

MARISA NEUBERT
(SHE/HER)

What is a book?

What is the plan?

What boundaries and how much freedom does your book need?

Play with the hidden pages too!

What can go on and on?

**TOOLKIT
FOR
ARTISTS
BOOKS**

MAK

ABOUT

The MAK invited students and emerging artists living and working in Serbia, Romania, and Austria to apply for participation in an international Winter Atelier on artists' books with designer Sven Völker. The Atelier was held as part of the EU project AbeX Anthologies of Cooperation: Encounters in/through Artists' Books and Experimental Poetry and took place within the framework of the exhibition TURNING PAGES: Artists' Books of the Present.

SVEN VÖLKER is an artist, author, designer, and professor from Berlin. In his picture book projects and artistic works, he regularly explores the possibilities and limitations of the medium of books. Together with his students, he runs the Picture Book Lab and the micro-publishing house "Some Books" at the University of Applied Sciences Potsdam. (svenvoelker.com)

The MAK (Museum of Applied Arts) is a state-run museum of decorative arts located on Ringstraße in the Austrian capital Vienna. It was founded in 1863 as the Imperial Royal Austrian Museum of Art and Industry. (mak.at)

IMPRINT



**MAK
MUSEUM FÜR ANGEWANDTE KUNST
STUBENRING 5
1010 WIEN**

MAK.AT

COPYRIGHT 2026

**ARTISTS
SVEN VÖLKER + ANNA BEIN, NIKS BOŽOVIĆ,
MĂDĂLINA FLEȘERIU, DESMOND HO CHEUNG LEE,
MARISA NEUBERT, NIKOLINA POPOV, DARIA RADU,
TOMA ȘTEFĂNESCU, NINA VULOVIĆ**

MAK JANINA FALKNER, LAURA PIRGIE

SIGRID EYB-GREEN, BOOK ARTIST

Funded by the European Union. Views and opinions expressed are however those of the author(s) only and do not necessarily reflect those of the European Union or EACEA. Neither the European Union nor the granting authority can be held responsible for them.