

TOOLKIT FOR ARTISTS BOOKS

(THIS IS A MANUAL)

HOW TO MAKE ARTISTS BOOKS

(THIS IS A FOREWORD)

The artist's book is an unusual entity in the world of art. It can appear rather ordinary and simple, yet also take form of something highly unusual and surprising. An artist's book is a book that is not only meant to be read, but also experienced and reflected upon as any other work of art.

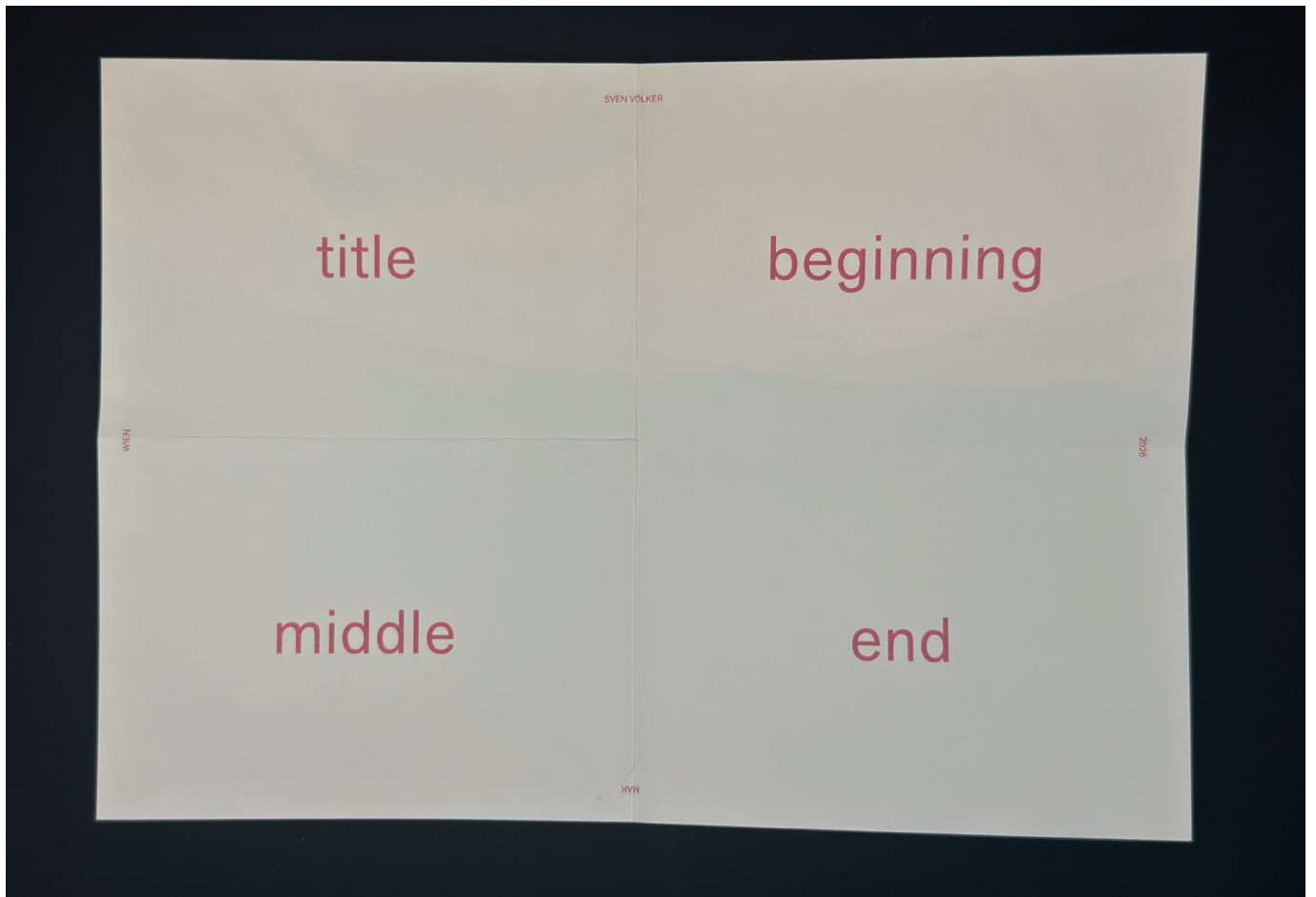
In it, the book serves not merely as a container for images or texts; it itself becomes the material of the artistic idea. Pages, folds, rhythm, structure, print and sometimes even the empty space between all of the above become components of the composition and the narrative.

An artist's book can be simple and minimalist or radically experimental. It can be formally restrained or haptically rich. It is often printed in small editions, often handmade. But almost always, it is



also intended to be an accessible, democratic and affordable medium. In this way, it deliberately sets itself apart from more traditional forms of visual art as painting or sculpture. And it also to some extent frees itself from the art market as a economic system and a structure of power. And so the artist's book moves less through the world of gallery owners or museum curators. Instead, it finds its place, market and exchange at the numerous, often independently organised artist's book fairs.

The idea of the artist's book underwent rapid development in the second half of the 20th century, especially in the context of avant-garde and conceptual art. Since then, artists have used the format to work independently or deliberately in contrast to exhibition spaces. The artist's book is thus both object and process: a portable studio, a small stage made of paper on which art unfolds to the rhythm of turning pages.



The exhibition 'Turning Pages' at the MAK brings together a large number of important and exciting examples of this genre of artist's books behind glass. Walking through the exhibition is both exciting and sobering. One would love to pick up the books and, as the exhibition title suggests, 'turn the pages'. But the objects are too rare, too precious and too fragile for that. Paper and binding are less suited to permanent 'use'. While we can easily view centuries-old oil paintings, artist's books from past decades close much more quickly and retreat into their display cases.

This observation also gives rise to the task and ambition of our project. We want to make the medium of the artist's book accessible to new generations of artists with the help of a toolkit. We want to reignite the discourse surrounding the medium. And we did so together with a wonderful and diverse group of young artists from Serbia, Romania and Austria in one week in February 2026 at the MAK in Vienna. * Sven Völker

1. TOOLS

This is an incomplete list of tools needed to produce artist books.

Printing and bookbinding tools are the basis for the production of any multi-page medium made of paper. Depending on individual artistic methods and positions, the list can be expanded as desired. At the beginning of the Toolbox's life cycle, we limited ourselves to tools that would allow us to start producing books as independently as possible. This would make it conceivable to produce a book using this toolkit in the middle of the forest or in the desert.

**An office printer and electricity are optional.
Paper is essential.**

- 1 PRINT**
- 2 LINK**
- 3 COLLAGE**
- 4 GLUE**
- 5 BIND**
- 6 CUT**

PRINT

Black printing ink

Knife set

Printing plates

Ink roller

Stamp blanks



LINK

**Multiple USB adapter
(to connect device to printer)**



COLLAGE

Various newspaper and magazine clippings



GLUE

Bookbinding tape
Gum glue stick
All purpose glue
Paper glue



BIND

Rubber bands (various sizes and colors)

Folding bone

Awl

Clips

Bookbinding thread

Staples

Bookmarks

Rivets and rivet tools

Beeswax candle



CUT

Scissors (various sizes)

Cutters (various sizes)

Ruler

Measuring tape




BOOKS + S TATEMENT S

- 1 ANNA BEIN
- 2 NIKS BOŽOVIĆ
- 3 MĂDĂLINA FLEȘERIU
- 4 DESMOND HO CHEUNG LEE
- 5 MARISA NEUBERT
- 6 NIKOLINA POPOV
- 7 DARIA RADU
- 8 TOMA ȘTEFĂNESCU
- 9 NINA VULOVIĆ

MOVE LEFT OR RIGHT (NOT UP OR DOWN)

MĂDĂLINA FLEȘERIU
(SHE/HER)






TOOLKIT
FOR
ARTISTS
BOOKS

MAK

MOVE LEFT OR RIGHT (NOT UP OR DOWN)

MĂDĂLINA FLEȘERIU
(SHE/HER)



TOOLKIT
FOR
ARTISTS
BOOKS

MAK

USE ALL YOUR PAGES

**ANNA BEIN
(SHE/HER)**





**TOOLKIT
FOR
ARTISTS
BOOKS**

MAK

USE ALL YOUR PAGES

**ANNA BEIN
(SHE/HER)**




**TOOLKIT
FOR
ARTISTS
BOOKS**

MAK

PRINT FIRST THINK LATER

DARIA RADU
(SHE/HER)





TOOLKIT
FOR
ARTISTS
BOOKS

MAK

PRINT FIRST THINK LATER

**DARIA RADU
(SHE/HER)**




**TOOLKIT
FOR
ARTISTS
BOOKS**

MAK

TAKE, GIVE BACK

NINA VULOVIĆ
(SHE/HER)



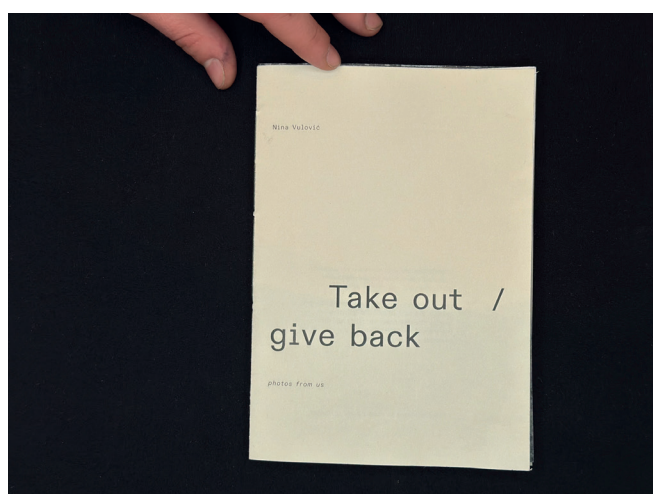


TOOLKIT
FOR
ARTISTS
BOOKS

MAK

TAKE, GIVE BACK

NINA VULOVIĆ
(SHE/HER)



TOOLKIT
FOR
ARTISTS
BOOKS

MAK

QUESTION THE RULES AND THE TOOLS

TOMA ȘTEFĂNESCU
(HE/HIM)



TOOLKIT
FOR
ARTISTS
BOOKS

MAK

QUESTION THE RULES AND THE TOOLS

TOMA ȘTEFĂNESCU
(HE/HIM)




TOOLKIT
FOR
ARTISTS
BOOKS

MAK

MAKE BOOKS FOR A BETTER FUTURE

NIKS BOŽOVIĆ
(SHE/THEY)

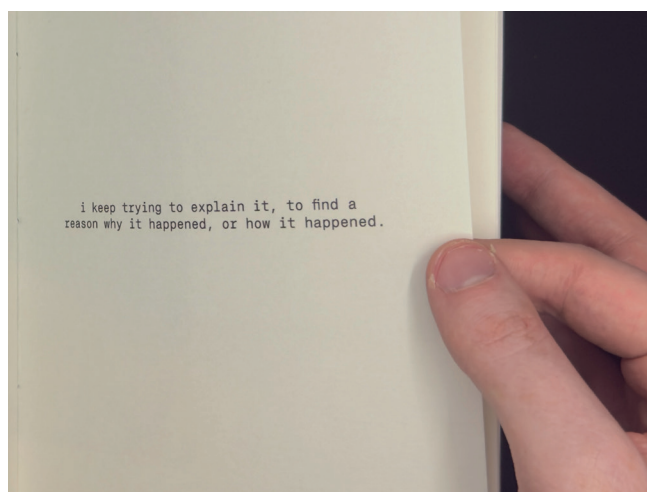


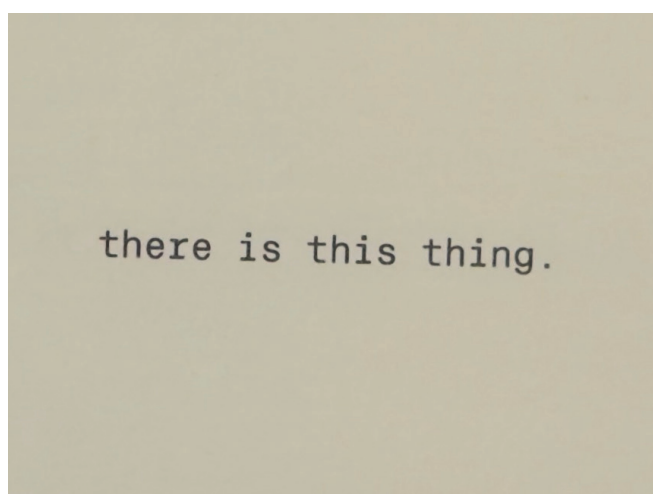


TOOLKIT
FOR
ARTISTS
BOOKS

MAK

MAKE BOOKS FOR A BETTER FUTURE

NIKS BOŽOVIĆ
(SHE/THEY)




TOOLKIT
FOR
ARTISTS
BOOKS

MAK

A BOOK CAN BE PLAYED IN ALL DIMENSIONS

DESMOND HO CHEUNG LEE
(HE/HIM)




TOOLKIT
FOR
ARTISTS
BOOKS

MAK

A BOOK CAN BE PLAYED IN ALL DIMENSIONS

DESMOND HO CHEUNG LEE
(HE/HIM)

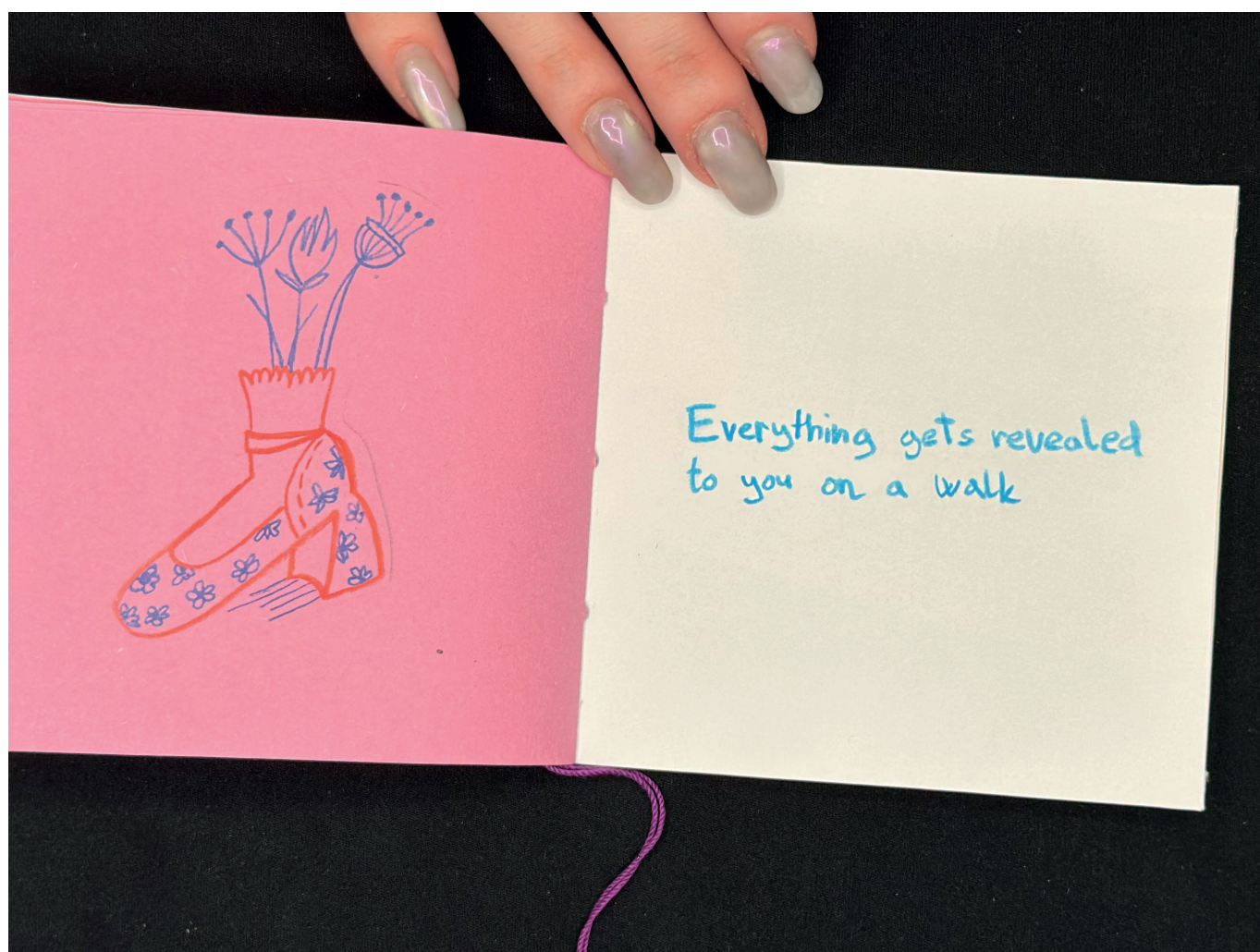


TOOLKIT
FOR
ARTISTS
BOOKS

MAK

IT IS YOUR BOOK YOU ARE THE ARTIST

NIKOLINA POPOV
(SHE/HER)

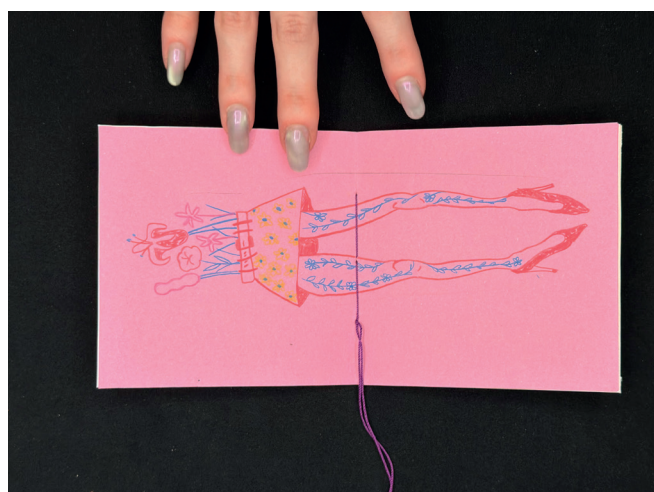




TOOLKIT
FOR
ARTISTS
BOOKS

MAK

IT IS YOUR BOOK YOU ARE THE ARTIST

NIKOLINA POPOV
(SHE/HER)



TOOLKIT
FOR
ARTISTS
BOOKS

MAK

PLAN YOUR BOOK PLAY YOUR BOOK

MARISA NEUBERT
(SHE/HER)






TOOLKIT
FOR
ARTISTS
BOOKS

MAK

PLAN YOUR BOOK

PLAY YOUR BOOK

MARISA NEUBERT
(SHE/HER)



TOOLKIT
FOR
ARTISTS
BOOKS

MAK



MĂDĂLINA FLEȘERIU
ANNA BEIN
DARIA RADU
NINA VULOVIĆ
TOMA ȘTEFĂNESCU
NIKS BOŽOVIĆ
DESMOND HO CHEUNG LEE
NIKOLINA POPOV
MARISA NEUBERT

&
SVEN VÖLKER

WINTERATELIER
FEBRUARY 2026

MAK
KUNSTVERMITTLUNG
JANINA FALKNER
LAURA PIRGIE



ABOUT

The MAK invited students and emerging artists living and working in Serbia, Romania, and Austria to apply for participation in an international Winter Atelier on artists' books with designer Sven Völker. The Atelier was held as part of the EU project AbeX Anthologies of Cooperation: Encounters in/through Artists' Books and Experimental Poetry and took place within the framework of the exhibition TURNING PAGES: Artists' Books of the Present.

SVEN VÖLKER is an artist, author, designer, and professor from Berlin. In his picture book projects and artistic works, he regularly explores the possibilities and limitations of the medium of books. Together with his students, he runs the Picture Book Lab and the micro-publishing house "Some Books" at the University of Applied Sciences Potsdam. (svenvoelker.com)

The MAK (Museum of Applied Arts) is a state-run museum of decorative arts located on Ringstraße in the Austrian capital Vienna. It was founded in 1863 as the Imperial Royal Austrian Museum of Art and Industry. (mak.at)

IMPRINT



**MAK
MUSEUM FÜR ANGEWANDTE KUNST
STUBENRING 5
1010 WIEN**

MAK.AT

COPYRIGHT 2026

**ARTISTS
SVEN VÖLKER + ANNA BEIN, NIKS BOŽOVIĆ,
MĂDĂLINA FLEȘERIU, DESMOND HO CHEUNG LEE,
MARISA NEUBERT, NIKOLINA POPOV, DARIA RADU,
TOMA ȘTEFĂNESCU, NINA VULOVIĆ**

MAK JANINA FALKNER, LAURA PIRGIE

SIGRID EYB-GREEN, BOOK ARTIST

Funded by the European Union. Views and opinions expressed are however those of the author(s) only and do not necessarily reflect those of the European Union or EACEA. Neither the European Union nor the granting authority can be held responsible for them.